



# THE FLOORING EMPIRE

Our Catalogue

---



THE FLOORING  
EMPIRE

# Summary

---

**Solid Wood** • Straight Plank and Herringbone

**Engineering Wood** • Straight Plank

**Engineering Wood** • Chevron

**Engineering Wood** • Herringbone

**Versailles Panels** • Engineered Wood & LVT

**Luxury Vinyl Tiles** • Straight Plank

**Luxury Vinyl Tiles** • Chevron

**Luxury Vinyl Tiles** • Herringbone

**Accessories**

**Surface Preparation**

---

[Check our portfolio](#)

# Solid Wood

Straight Plank and Herringbone



Solid hardwood flooring delivers unmatched authenticity and durability. Whether in a classic plank format for a timeless look or a chevron pattern for a touch of elegance, these floors develop a rich patina over time, adding character to any space.

**Material:** Solid Hardwood (Oak, Walnut, Maple, Ash)

**Designs:** Plank, Chevron

**Dimensions:** Various plank widths (120mm - 220mm), Chevron cuts in standard sizes

**Finish Options:** Matte, Satin, Gloss, Brushed, Oiled

**Installation Method:** Nail-down, Glue-down

**Suitability:** Residential & High-end Commercial Spaces



# Solid Wood

## Straight Plank and Herringbone



Traditional Line Solid Plank  
Golden Handscraped  
UV Oiled

**£78.09 (+) VAT**



Traditional Line Solid Plank  
Brushed Oiled

**£68.01 (+) VAT**



Traditional Line Solid Plank Golden  
Handscraped Matt Lac

**£78.09 (+) VAT**




Traditional Line Solid  
Herringbone Oak  
Invisible Finish Lac

**£73.05 (+) VAT**



Traditional Line Solid Herringbone Oak  
Golden Smoke Brushed UV Oiled

**£73.05 (+) VAT**



Traditional Line Solid Plank  
UV Lacquered

**£74.38 (+) VAT**



Traditional Line Solid Plank  
UV Lacquered

**£75.57 (+) VAT**



Traditional Line Solid Plank  
UV Lacquered

**£73.05v (+) VAT**



Traditional Line Solid Plank  
Brushed Oiled

**£80.61 (+) VAT**





# Engineered Wood

## Straight Plank

Engineered - Plank

Engineered plank flooring combines the natural beauty of hardwood with increased stability, making it ideal for modern environments. With a variety of finishes, it can fit contemporary and classic interiors alike.

**Material:** Engineered Wood (Oak, Walnut, Maple)

**Design:** Straight Plank

**Dimensions:** Widths from 120mm to 240mm, lengths vary.

**Thickness options:** 13mm, 14mm, 15mm, 18mm, and 20mm

**Wear Layer options:** 2mm, 3mm, 4mm, 5mm, and 6mm

**Finish Options:** Brushed, Oiled, Lacquered, Smoked

**Installation Method:** Floating, Glue-down

**Suitability:** Residential, High-Traffic Commercial, Underfloor Heating Compatible



# Engineered Wood

## Straight Plank



Master Lock Fixed Length Classic Grade  
Invisible Finish Multiply Click System

**£64.78 (+) VAT**



Heritage Collection Distressed  
Brushed Surface HB10  
Tongue & Groove

**£121.40 (+) VAT**



Heritage Collection Distressed  
Brushed Surface Golden Light  
Brown Tongue & Groove

**£92.37 (+) VAT**



Builder's Line Random Sunrise  
Golden (Brushed Matt Lac)  
Multiply Tongue & Groove

**£50.37 (+) VAT**



Heritage Collection Distressed Brushed Surface  
HB13 Tongue & Groove

**£121.41 (+) VAT**



Unfinished Flooring Antique  
Distressed Multiply

**£113.97 (+) VAT**



Master Line Smoked White  
Oiled Classic Grade

**£65.49 (+) VAT**



Prestige Collection  
Engineered Walnut UV  
Oiled Tongue & Groove

**£131.97 (+) VAT**



Heritage Collection Distressed Brushed Surface Antique  
Natural Tongue & Groove

**£92.13 (+) VAT**



# Engineered Wood

## Chevron

Engineered - Chevron

The Chevron pattern adds movement and luxury to interiors, bringing a dynamic yet refined aesthetic. Engineered wood offers a stable construction, ensuring longevity and resistance to warping.

**Material:** Engineered Wood (Oak, Walnut, Maple)

**Design:** Chevron

**Dimensions:** Standard Chevron plank widths from 90mm to 180mm

**Thickness / Wear Layer options:** 14 / 3mm

**Finish Options:** Matte, Brushed, Hand-Scraped, Oiled

**Installation Method:** Glue-down for a seamless effect

**Suitability:** Residential, High-end Commercial, Underfloor Heating Compatible

# Engineered Wood

## Chevron



Engineered Chevron Oak 45 Degree Natural  
Brushed Matt Lac

**£86.38 (+) VAT**



Engineered Chevron Oak 45 Degree Invisible  
Finish Lac (Raw Oak Matt Lac)

**£86.38 (+) VAT**



Engineered Chevron Oak 45 Degree Smoked  
Rocky Grey (B&O)

**£86.38 (+) VAT**



Engineered Chevron Oak 45 Degree Natural  
Brushed Matt Lac AB Grade

**£93.58 (+) VAT**



Engineered Chevron Oak 45 Degree Natural UV Oiled

**£86.38 (+) VAT**



TFE Engineered Chevron Oak 45 Degree Unfinished

**£79.18 (+) VAT**

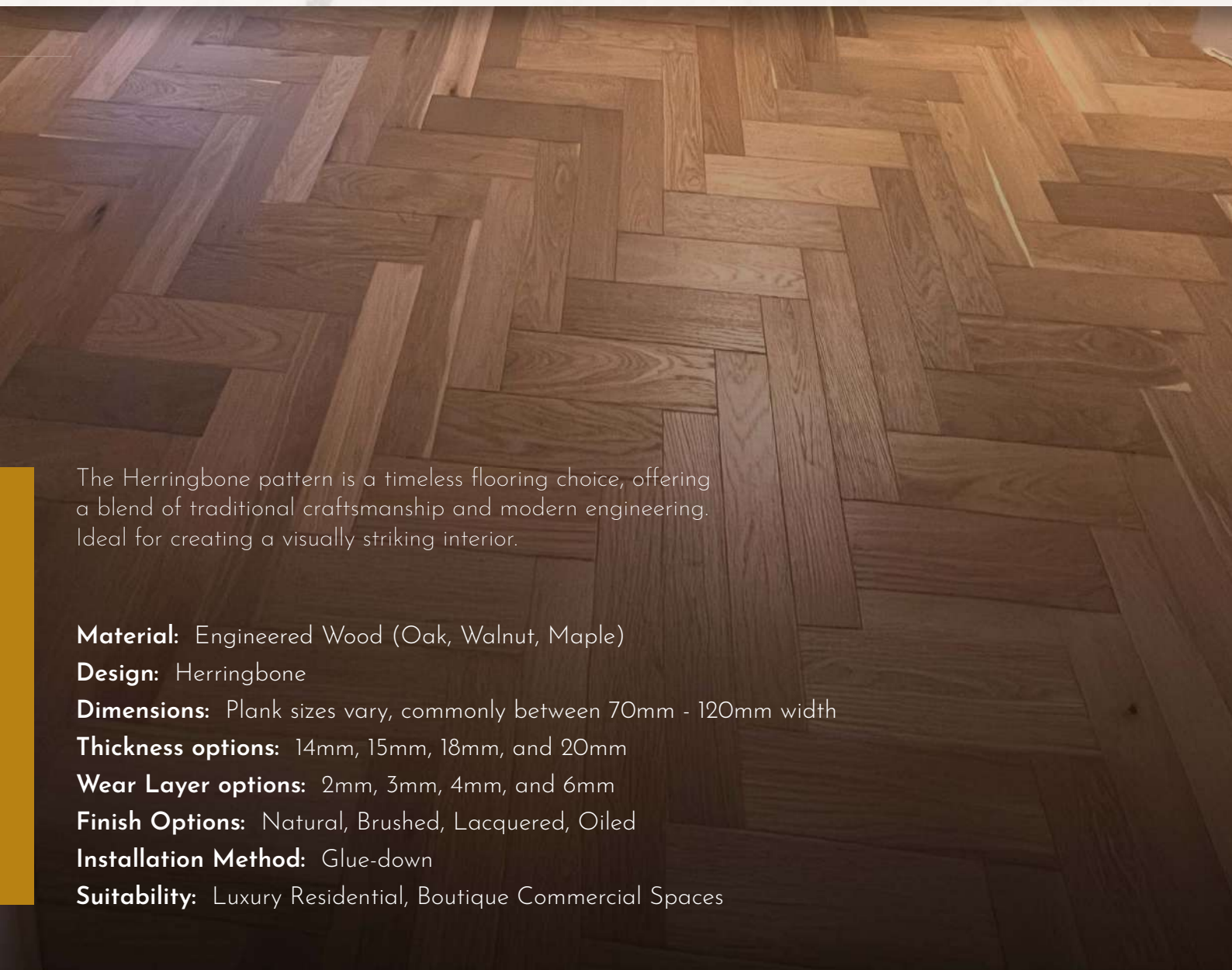




# Engineered Wood

## Herringbone

Engineered - HB



The Herringbone pattern is a timeless flooring choice, offering a blend of traditional craftsmanship and modern engineering. Ideal for creating a visually striking interior.

**Material:** Engineered Wood (Oak, Walnut, Maple)

**Design:** Herringbone

**Dimensions:** Plank sizes vary, commonly between 70mm - 120mm width

**Thickness options:** 14mm, 15mm, 18mm, and 20mm

**Wear Layer options:** 2mm, 3mm, 4mm, and 6mm

**Finish Options:** Natural, Brushed, Lacquered, Oiled

**Installation Method:** Glue-down

**Suitability:** Luxury Residential, Boutique Commercial Spaces

# Engineered Wood

## Herringbone



Modern Line Herringbone UV Lacquered  
Tongue & Groove

**£59.98 (+) VAT**



Walnut Herringbone  
American Black UV  
Lacquered Select ABC

**£91.18 (+) VAT**



Modern Line Herringbone  
Unfinished (Square Edges)  
AB Tongue & Groove

**£75.60 (+) VAT**



Walnut Herringbone  
American Black UV Oiled  
Select ABC

**£91.18 (+) VAT**



Modern Line Herringbone Brushed UV Oiled  
Tongue & Groove

**£64.78 (+) VAT**



Modern Line Herringbone  
Grey (Hard Wax Oiled)  
Tongue & Groove

**£80.61 (+) VAT**



Modern Line Herringbone  
Gunmetal Grey (Brushed  
Matt Lac) Tongue & Groove

**£70.53 (+) VAT**



Modern Line Herringbone  
Smoked White (B&O)  
Tongue & Groove

**£80.61 (+) VAT**



Modern Line Herringbone  
Smoked Natural UV Oiled  
Tongue & Groove

**£80.61 (+) VAT**

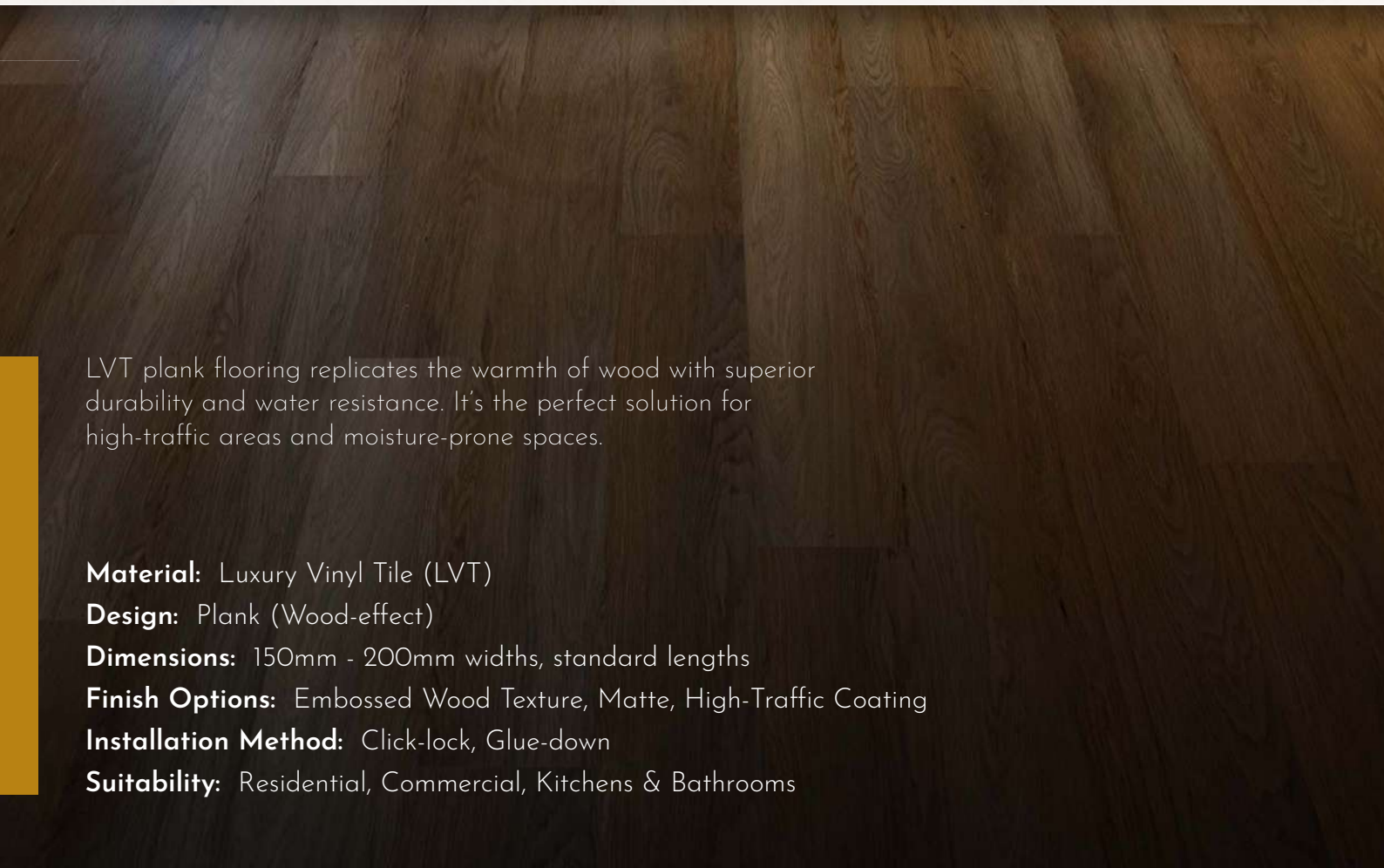




## Luxury Vinyl Tiles

### Straight Plank

LVT - Plank



LVT plank flooring replicates the warmth of wood with superior durability and water resistance. It's the perfect solution for high-traffic areas and moisture-prone spaces.

**Material:** Luxury Vinyl Tile (LVT)

**Design:** Plank (Wood-effect)

**Dimensions:** 150mm - 200mm widths, standard lengths

**Finish Options:** Embossed Wood Texture, Matte, High-Traffic Coating

**Installation Method:** Click-lock, Glue-down

**Suitability:** Residential, Commercial, Kitchens & Bathrooms

# Luxury Vinyl Tiles

## Straight Plank



LVT Vinyl Formation Glue Down Rustic Straight Plank Mocha Soil

**£31.40 (+) VAT**



LVT Vinyl Vero Glue Down Character Straight Plank Annes Ash

**£31.40 (+) VAT**



LVT Vinyl Vero Glue Down Character Straight Plank Victorias Walnut

**£31.40 (+) VAT**



LVT Vinyl Vero Glue Down Character Straight Plank Catherines Chestnut

**£31.40 (+) VAT**



LVT Vinyl Vero Glue Down Character Straight Plank Elizabethan Oak

**£31.40 (+) VAT**



LVT Vinyl Zurich Birch Glue Down Character Straight Plank

**£35.88 (+) VAT**



LVT Vinyl Vero Glue Down Character Straight Plank Dianas Maple

**£31.40(+ ) VAT**



LVT Vinyl Vero Glue Down Character Straight Plank Margarets Mahogany

**£37.70 (+) VAT**



LVT Vinyl Formation Glue Down Character Straight Plank Prairie Wheat

**£31.40 (+) VAT**





## Luxury Vinyl Tiles

### Chevron

LVT - Chevron

The LVT Chevron collection delivers the elegance of wood in a highly durable and waterproof format. Its stunning visual effect makes it ideal for luxurious spaces without the maintenance of natural wood.

**Material:** Luxury Vinyl Tile (LVT)

**Design:** Chevron

**Dimensions:** Chevron cuts in standard widths

**Finish Options:** Textured, Matte, Waterproof

**Installation Method:** Click-lock, Glue-down

**Suitability:** High-Traffic Commercial, Hospitality, Residential

# Luxury Vinyl Tiles

## Chevron



LVT Vinyl Vero Glue Down Character Chevron  
Elizabethan Oak

**£37.70 (+) VAT**



LVT Vinyl Vero Glue Down  
Character Chevron  
Margarets Mahogany

**£31.40 (+) VAT**



LVT Vinyl Vero Glue Down  
Character Chevron  
Charlottes Rosewood

**£37.70 (+) VAT**




LVT Vinyl Vero Glue Down Character Chevron Dianas Maple

**£37.70 (+) VAT**



LVT Vinyl Vero Glue Down Character Chevron Annes Ash

**£37.70 (+) VAT**



LVT Vinyl Vero Glue Down  
Character Chevron  
Catherines Chestnut

**£37.70 (+) VAT**



LVT Vinyl Vero Glue Down Character Chevron  
Victorias Walnut

**£37.70 (+) VAT**



Georges Nickel Grove  
Luxury Vinyl Tile

**£29.30 (+) VAT**





The classic herringbone pattern, reimagined in a durable and low-maintenance LVT format. Perfect for achieving a sophisticated look in any setting.

## Luxury Vinyl Tiles

### Herringbone

**Material:** Engineered Wood (Oak, Walnut, Maple)

**Design:** Herringbone

**Dimensions:** Plank sizes vary, commonly between 70mm - 120mm width

**Thickness options:** 14mm, 15mm, 18mm, and 20mm

**Wear Layer options:** 2mm, 3mm, 4mm, and 6mm

**Finish Options:** Natural, Brushed, Lacquered, Oiled

**Installation Method:** Glue-down

**Suitability:** Luxury Residential, Boutique Commercial Spaces

# Luxury Vinyl Tiles

## Herringbone



LVT Vinyl Formation Glue Down Character Herringbone  
Prairie Wheat

**£35.60 (+) VAT**



LVT Vinyl Vero Glue Down  
Character Herringbone  
Victorias Walnut

**£33.50 (+) VAT**



LVT Vinyl Vero Glue Down  
Character Herringbone  
Margarets Mahogany

**£33.50 (+) VAT**



LVT Vinyl Vero Glue Down  
Character Herringbone  
Catherines Chestnut

**£33.50 (+) VAT**



LVT Vinyl Vero Glue Down  
Character Herringbone  
Charlottes Rosewood

**£33.50 (+) VAT**



LVT Vinyl Formation Glue Down Rustic Herringbone  
Volcanic Ash

**£35.60 (+) VAT**



LVT Vinyl Vero Glue Down  
Character Herringbone  
Elizabethan Oak

**£33.50 (+) VAT**



LVT Vinyl Formation Glue Down Rustic Herringbone  
Mocha Soil

**£35.60 (+) VAT**



LVT Vinyl Vero Glue Down  
Character Herringbone  
Annes Ash

**£33.50 (+) VAT**





The Versailles panel flooring offers a historic French aesthetic, combining the opulence of traditional woodworking with modern material innovations. Available in both engineered wood for authenticity and LVT for practicality.

**Material:** Engineered Wood / LVT

**Design:** Versailles Panel

**Dimensions:** Panel sizes typically 800mm x 800mm

**Thickness / Wear Layer options:** 15/4 mm and 20/4 mm

**Finish Options:** Aged, Brushed, Hand-Scraped

**Installation Method:** Glue-down

**Suitability:** Luxury Residential, Heritage Commercial, Boutique Hotels

## Versailles Panels

Engineered Wood & LVT

# Versailles Panels

Engineered Wood & LVT



LVT Versailles Zurich Birch Glue Down Character Panel  
Tile Square

**£50.28 (+) VAT**



LVT Versailles Geneva Elm  
Glue Down Character Panel  
Tile Square

**£50.28 (+) VAT**

Premium Collection



Wood Versailles Panels  
Classic Grade Brushed  
Unfinished Tongue & Groove


**£155.97 (+) VAT**



Wood Versailles Panel Classic  
Grade Unfinished (Brushed  
Unfinished) Tongue & Groove

~~£134.97~~ **£99.00 (+) VAT**

Premium Collection



Wood Versailles Panels Classic  
Grade Brushed Invisible Lac  
Tongue & Groove


**£158.97 (+) VAT**



Wood Versailles Panel Classic Grade Invisible Finish  
(Lightly Brushed Matt Lac) Tongue & Groove

~~£137.97~~ **£99.00 (+) VAT**

Premium Collection



Wood Versailles Panels Classic  
Grade Brushed Smoked Lac  
Tongue & Groove

**£158.97 (+) VAT**



Wood Versailles Panel Classic Grade Smoked  
(Brushed Natural Oiled Lac) Tongue & Groove

~~£137.97~~ **£99.00 (+) VAT**


Premium Collection



Wood Versailles Panels Classic  
Grade Brushed Natural Lac  
Tongue & Groove

**£158.97 (+) VAT**





Our range of flooring accessories ensures a seamless installation and long-lasting performance. From beading and door bars for a refined finish to sound barriers and underlays for enhanced comfort and durability, we provide everything needed for a professional result.

Beyond installation, proper care is essential to maintaining your floor's beauty and longevity. Our specialised cleaning solutions and protective coatings are designed to keep hardwood, engineered wood, and LVT flooring in top condition, ensuring they stand the test of time.

Whether you're installing a new floor or looking for the best way to care for your investment, our accessory collection has you covered.

**Types:** Installation Accessories, Maintenance & Cleaning Products

**Installation Accessories:** Beading, Door Bars, Sound Barriers, Insulation, Underlays, Adhesives

**Maintenance & Cleaning:** Specialised Flooring Cleaners, Protective Coatings, Repair Kits

**Compatibility:** Suitable for Hardwood, Engineered Wood, LVT, and Laminate Flooring

# Accessories

Preparation & After Care



T bar

£32.00 (+) VAT




Coloured Beading

£18.00 (+) VAT



Ramp bar

£32.00 (+) VAT




LVT PlusFloor High Density Underlay - 15m<sup>2</sup> 1m x 1.2mm

£48.64 (+) VAT



LVT PlusFloor High Density Underlay - 50m<sup>2</sup> 1m x 1.2mm

£161.20 (+) VAT



LVT Adhesive-backed Underlay

£69.38 (+) VAT



LVT PlusFloor Tackifier  
5L / 100m<sup>2</sup>

£52.00 (+) VAT



LVT All Purpose Cleaner  
500ml Spray

£5.54 (+) VAT



LVT All Purpose Cleaner  
5L Refill

£30.74 (+) VAT



LVT Spray Mop Kit

£48.64 (+) VAT



# Surface Preparation

## The Key to a Perfect Floor

When investing in new flooring, it's essential to consider surface preparation—a crucial step that ensures your flooring is installed correctly and lasts for years to come. The type of preparation needed depends on the existing subfloor and the type of flooring being installed.

Proper surface preparation affects not only the durability and performance of your flooring but also impacts the final cost of the installation. Depending on the condition of your subfloor, additional work such as plywood installation or screeding (self-levelling compound) may be required before laying the new flooring.

In the following pages, we'll walk you through two of the most common surface preparation methods:

- **Plywood Installation** – typically required for wooden subfloors.
- **Screeding (Self-Levelling Compound)** – used for concrete or uneven surfaces.

By understanding these processes, you'll be better prepared for your flooring project and avoid unexpected costs or delays.

# Plywood Installation

## Stability & Support for Wooden Subfloors

### What is Plywood Installation?

Plywood installation is the process of laying a sheet of plywood over an existing wooden subfloor to create a smooth, stable surface for flooring installation. This prevents issues such as gaps, movement, or uneven surfaces, which can affect the final result.



### When is Plywood Needed?

- When installing Luxury Vinyl Tiles (LVT), carpet, or engineered wood over wooden subfloors.
- When the existing subfloor is uneven, creaky, or has visible gaps.
- When the existing floorboards run in the same direction as the new flooring (especially for LVT and laminate).

### How Does It Work?

- A thin plywood sheet (6mm - 9mm thick) is securely fastened to the wooden subfloor.
- Any gaps or joints are filled and smoothed to create a level, sturdy base.
- Once secured, the flooring can be installed directly on top.

### What to Expect?

Plywood installation is a quick and efficient way to improve the longevity of your flooring. However, it does add an extra cost to the installation, depending on the thickness and quality of plywood required.



# Screeding (Self-Levelling Compound)

## A Smooth Base for Concrete Subfloors

### What is Screeding?

Screeding, also known as applying a self-levelling compound, is the process of smoothing out an uneven concrete subfloor to create a perfectly flat surface for flooring installation.



### When is Screeding Needed?

- When installing Luxury Vinyl Tiles (LVT), engineered wood, or carpet over concrete.
- If the concrete subfloor is uneven, rough, or has visible dips and cracks.
- When transitioning between different rooms with slightly different floor heights.

### How Does It Work?

- A liquid self-levelling compound is poured over the subfloor and spreads evenly.
- The compound hardens and creates a smooth, level surface within a few hours.
- Once fully set, the new flooring is ready to be installed.

### What to Expect?

Screeding is essential for ensuring a flawless installation and preventing issues such as uneven planks, gaps, or premature wear. However, it can add an additional cost and drying time to your project, depending on the thickness required.



THE FLOORING  
EMPIRE